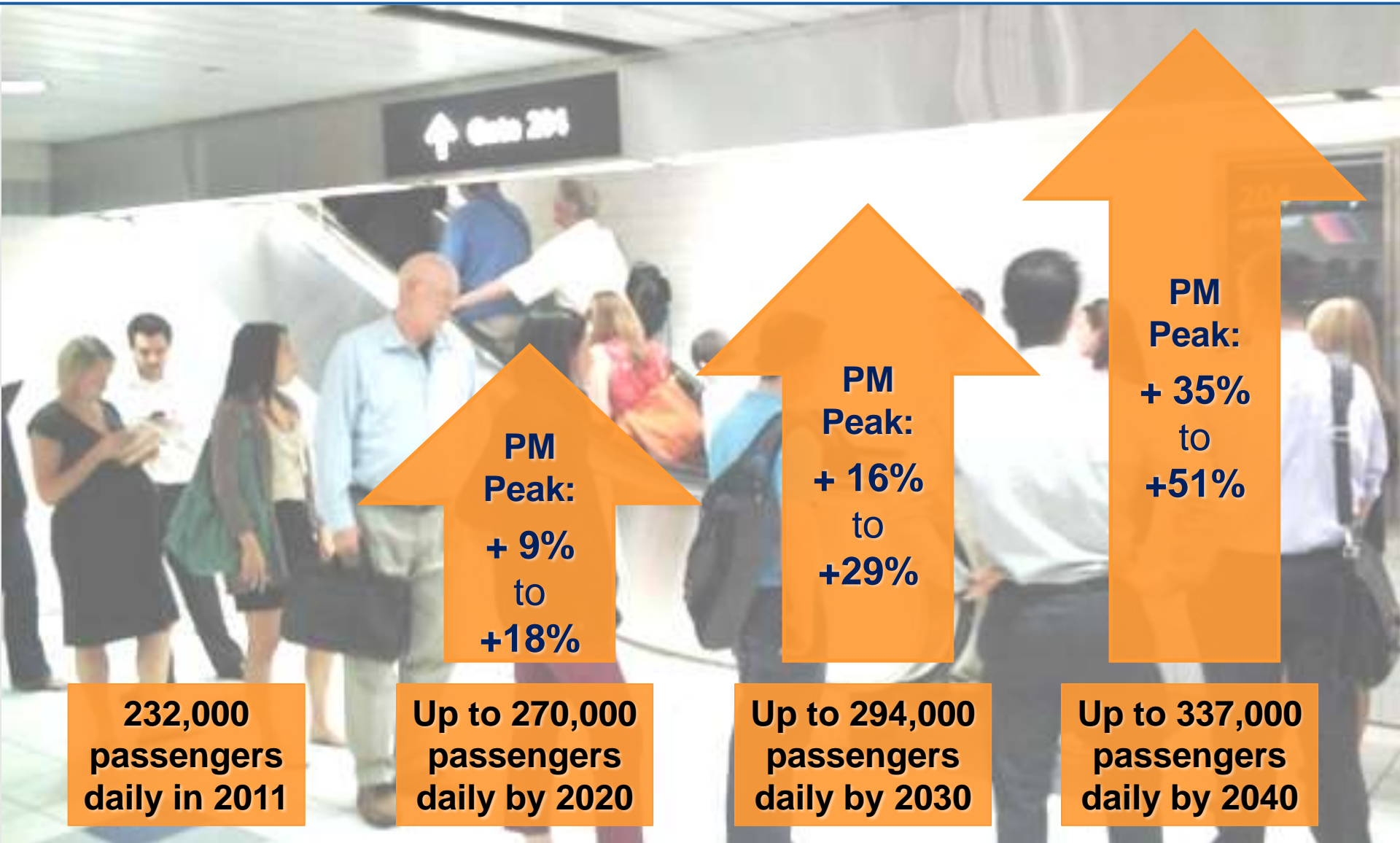


Forecasted PABT Passenger Growth 2011-2040



232,000
passengers
daily in 2011

Up to 270,000
passengers
daily by 2020

Up to 294,000
passengers
daily by 2030

Up to 337,000
passengers
daily by 2040


PM
Peak:
+ 9%
to
+18%

PM
Peak:
+ 16%
to
+29%

PM
Peak:
+ 35%
to
+51%

Concept 3

- Does not require an interim facility
- Maximizes revenue potential from development of PABT site
- Requires additional facility to accommodate intercity buses
- Longer walk for most bus passengers






Pedestrian Challenges with moving terminal west

- 87% of bus terminal passengers are expected to cross 9th Avenue as they arrive at or leave the terminal.
- In 2040, the forecast is for approximately 194,000 pedestrian trips across 9th Avenue every business day.
- Bus gates are between 1,200 and 1,600 feet from terminal entrance on 8th Avenue at 41st Street – a 5-7 minute walk.

Concept 3 and 5: Pedestrian Walkway



-  Commercial Development
-  Retail
-  Passenger Circulation

Mezzanine Level Floor Plan

Concept 3

